

# Friends of the Rappahannock

## River Friends: Where Did All The Animals Go? Lessons

These lessons were prepared as a preschool, introductory environmental education resource. These lessons also reinforce colors, letters, shapes, fine motor skills, and kindness/friendship. The format of these lessons can be adjusted based on classroom level and ages.

**RIVER FRIENDS VIDEO** - Together as a class (approximately 15 min) - Teacher-led  
Video can be accessed at FOR's YouTube Channel: <https://youtu.be/sMr841dOqi0>  
Discussion questions (after viewing the video):

- What are the four seasons? Describe each season - is it cold, rainy, sunny, hot, windy?
- What season is it now? What is your favorite season?
- How do you dress in the winter? How do you stay warm in the winter?
- Review the words "migration", "hibernation", and "adaptation" from the video. Do we migrate, hibernate, or adapt in the winter months?
- What activities do you like to do in the winter or when it is cold outside?

**CRAFT STATION** - Together as a class (approximately 15 min.) - Teacher-led



- **Leaf Animal Creation** - Materials
  - Various leaves or sticks (found on the ground)
  - Construction Paper
  - Glue
  - Markers, crayons, or paint
  - Googly eyes (optional)

Create birds and animals that may be found in a bare winter forest using leaves. Collect natural materials, such as leaves, sticks and pinecones, that are on the ground to make a fun scene for your leaf bird or animal.



- **Snowy Winter Tree** - Materials
  - Printed or drawn tree trunk and branches on blue cardstock or construction paper
  - White paint
  - Cotton swabs or cotton balls attached to a clothes pin

Before the craft activity, print a tree template onto blue cardstock or hand draw a tree onto blue construction paper. Have the students use cotton swabs or cotton balls to create a wintry scene on the dormant tree.

**OUTSIDE ACTIVITY** - Together as a class (approximately 10 min. or student's attention level) - Teacher-monitored

- Bundle up and take a walk around the school or playground. Look and listen for winter birds and animals. Try to find places where birds and animals may find shelter in the winter.
- If it has recently snowed, look for animal tracks in the snow or make some of your own. Compare the sizes of the different animals or student tracks.

**INSIDE ACTIVITY** - Together as a class (approximately 10 min. or student's attention level) - Teacher-led

- Where did all the animals go? Game
  - Materials (see at end of document):
    - Animal Cards (Bear, Groundhog, Eagle, Otter, Frog, Canada Goose, Deer, Rabbit, Turtle, Squirrels, Bat, Fox)
    - The Four Sign: Migration, Hibernation, Adaptation of Thick fur, and Adaptation of Camouflage
  - Instructions: Before starting the game, place the 4 signs in each corner of the classroom or in an area that is easily accessible and safe for the students to gather. Describe what each sign means to the students. Either working individually, in teams, or as a class, pass out or hold up each animal card. Taking turns, students will have to decide where or what that animal does in the winter and go to the corresponding corner. Count how many animals are in each station at the end of the game.
- Hibernation Play-doh Station
  - Materials:
    - Play doh
    - Cotton balls
    - Sticks and size appropriate rocks
    - Plastic greenery
    - Plastic woodland animals
  - Instructions: Using the above materials or any other materials that are appropriate or available in the classroom, have students create a cozy winter home for hibernating animals.

**READING and SONG/MOVEMENT STATION** - (*optional*) - Together as a class -  
Teacher-led

- See *Book Resources* and *Song/Movement Suggestions* for Ideas or choose any classroom resources that relate to Winter or Hibernation

**Songs/Movement Suggestions**

- *Winter's Coming* (Tune of "Frere Jacques")

Winter's coming. Winter's coming.  
It is dark. It is cold.  
I am bundled snug and warm.  
Animals sleep safe from harm.  
Sleds and snow.  
Cold winds blow.

- *Feed, Feed, Feed the Birds* (Tune of: "Row, row, row your boat")

Feed, feed, feed the birds  
In the wintertime.  
When the days are dark and cold,  
Food is hard to find.

Feed, feed, feed the birds  
Till the spring has come.  
Scatter birdseed on the snow.  
Feeding birds is fun!

- *Do You Know Who Hibernates?* (Tune of "Do you know the Muffin Man")

Do you know who hibernates?  
Who hibernates? Who hibernates?  
Do you know who hibernates?  
It's great big bears!


(Continue with different verses, holding up pictures of the animals or mimicking each animal)

It's little groundhogs!  
It's slithering snakes!


It's buzzing bees!  
It's small brown bats!  
It's stinky skunks!

### Book Resources

This list is just a suggestion and currently available through Central Rappahannock Regional Library.




*Bear Snores on* by Karma Wilson




*Animals in Winter* by Henrietta Bancroft




*Over and Under* by Kate Messner



*Hibernation* by Tori Kosara















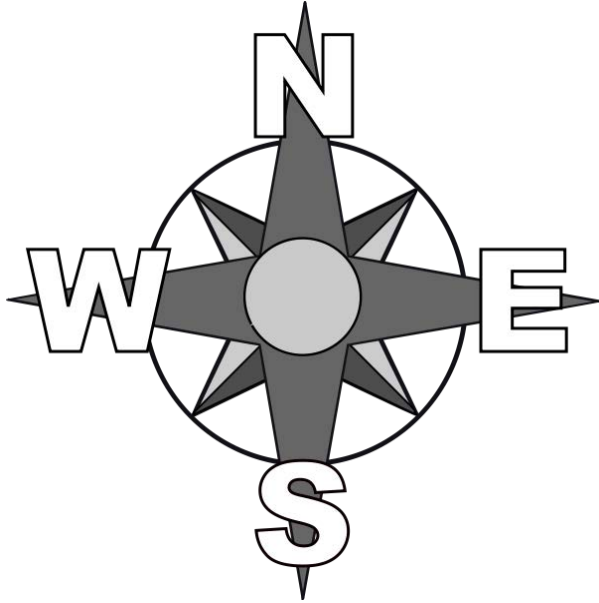
*Migration* by Gail Gibbons



*Birds in Winter* by Jenny Fretland VanVoorst

## Where did all the animals go? Game Cards



**MIGRATION**



**HIBERNATION**



**Adaptation: Thick Fur**



**Adaptation: Camouflage**

**Migration:** Eagle, Goose

**Hibernation:** Bear, Groundhog, Frog, Turtle, Bat

**Adaptation Thick Fur:** Otter, Fox, Squirrel

**Adaptation Camouflage:** Rabbit, Deer